

ಬೆಂಗಳೂರು ಪಶ್ಚಿಮ ಲಯನ್ಸ್ ಕಣ್ಣಾಸ್ಪತ್ರ ಮತ್ತು ಅಕ್ಷಿ ಜೋಡಣಾ ಕೇಂದ್ರ
**BANGALORE WEST LIONS EYE HOSPITAL
 AND CORNEA GRAFTING CENTRE**

(A Unit Of Lions Club of Bangalore West Trust)

56/2, Lions Eye Hospital Road (Off. J.C. Road), Bangalore - 560 002, India

Phone : 2235005, 2237628, 2243974, 2121255, 2121253 Fax : 2232562

E-mail : lionseye@blr.vsnl.net.in

www : bwlionseyehospital.com.

Dr. B.L.S. Murthy
 Managing Trustee

Dr. N. R. Chandram
 Vice Chairman

Dr. P. S. Premnath
 Hon. Secretary

Dr. R.B.C.P. Aravind
 Treasurer

12th April, 2002

Dr. Jyoti Shetty
 BANGALORE
 Surgeon
 Dear Doctor


Greetings and good wishes

Many thanks for your kind referenes of Mr M.K.Darbari aged 60 years
 underwent computerised Scam using Allergal. Fiumphrey on 12.4.2002. The
 Central threshold test was performed for both eyes using goldmann
 parameters with best corrected visual acuity. Review of the ancillary data
 reveals a good pattern of reliability indices of patients response to visual
 stimuli.

RIGHT EYE: Blind spot normal in size and shape. Normal areas of Retinal
 sensitivity is seen.

LEFT EYE: Blind spot is normal in size and shape. A mild general
 depression of retinal sensitivity is seen.

IMPRESSION: Right eye fields can be considered as normal. Left eye shows a
 mild generalised depression of retinal sensitivity. A clinical corroboration of
 findings is essential. Repeat fields after six months is advisable.


DR. JYOTI SHETTY
 MEDICAL DIRECTOR

Donations Hospital with a credit of more than 53,000 Free Cataract Surgeries and 11,50,000 Free Eye Screenings.

Donations are exempted under Sec 80(G) of Income Tax Act.

TOLL FREE PHONE 1919 FOR EYE DONATION

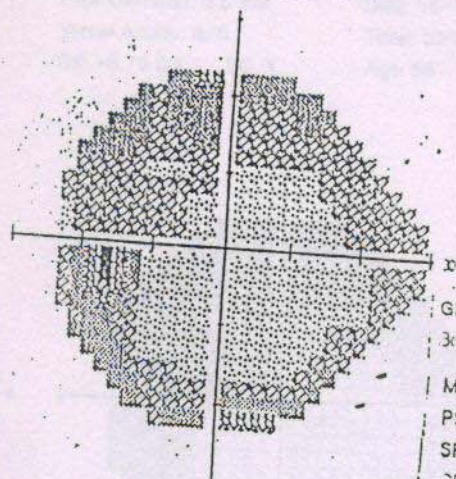
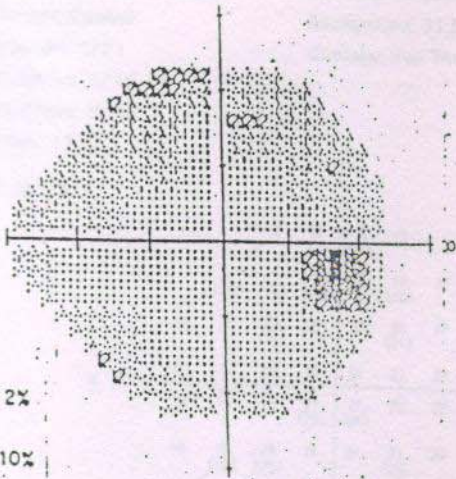
BEFORE TREATMENT

RIGHT EYE

LEFT EYE

Date-16-12-1999

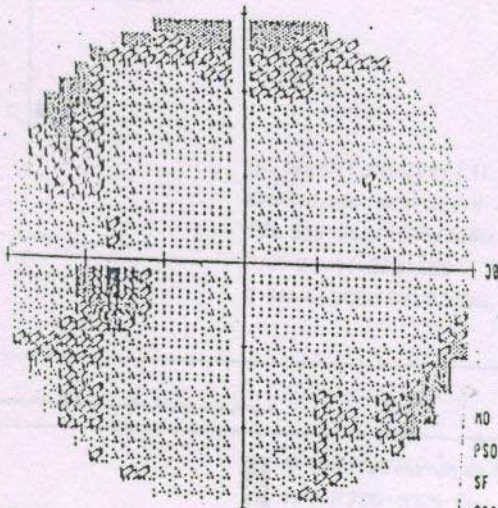
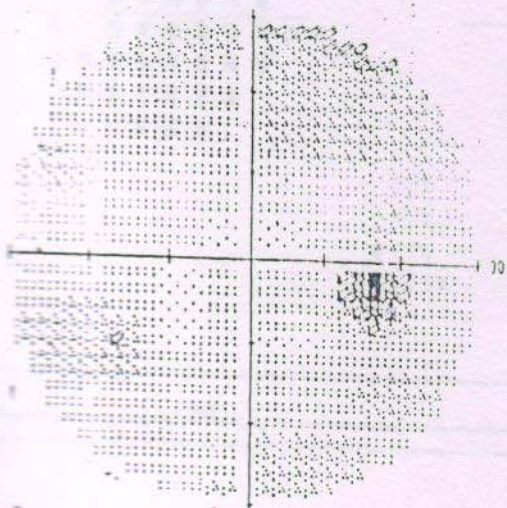
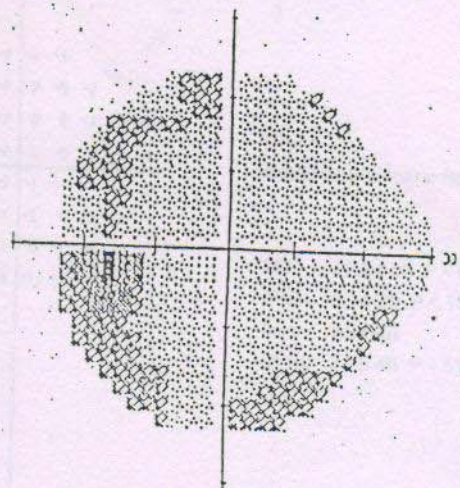
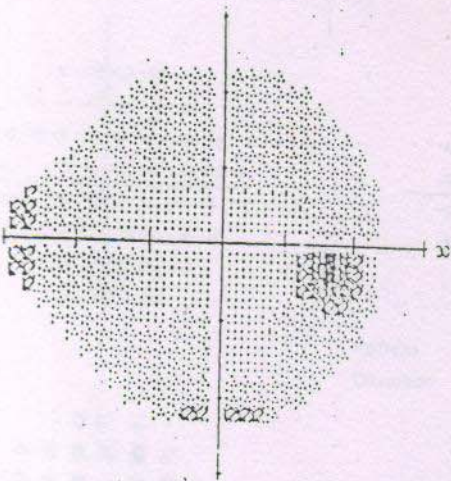
GHT
Within normal limits
MD -4.31 dB P < 2%
PSD 2.01 dB
SF 2.38 dB P < 10%
CPSD 0.00 dB



GHT
Borderline/General Reductive
MD -10.24 dB P < 0.5%
PSD 3.14 dB P < 10%
SF 1.94 dB
CPSD 2.36 dB P < 5%

AFTER TREATMENT

Date-27-09-2000



MD -5.37 dB P < 1%
PSD 2.68 dB
SF 1.24 dB
CPSD 2.28 dB

NAME :- Shri N.K.Darban
AGE :- 50/Years/M
ADDRESS :- 4648/21 Darya Gang Nav/ Delhi
PH No. :- 011-3273638
THRESHOLD TEST :- Lions Eye Hospital Bangalore
TREATED BY :- Dr.M.S.Basu, Bareilly (U.P)

BEFORE TREATMENT						Dr./Pt's Remarks
		g glasses	g glasses	Present Number sph cyl axis	Vision	
	D.V.<R	6/60	6/36P	+3	6/16	Myopia Exudates
	L	7/60	6/36	+4.75	6/36	improve
I	N.V.<R	36P	24P	+3.50	18	more in BB
	L	36P	24P	+3.00	21	
Final number after 2 months treatment						Eye
BD1	D.V.<R	6/18	6/6	+1.50	6/5P	[Signature]
	L	4/18	6/12	+1.75	5/6	
	N.V.<R	36	18	+4.00	6	
	L	36	18	+4.00	6	